



LEADING  
THE WALKING  
MOVEMENT

# You'll never **walk** alone

Global momentum for walking

Bronwen Thornton  
CEO  
Walk21 Foundation

@walk21network

#walkability



# Walk21 Munich 2013

The first national  
walking policy





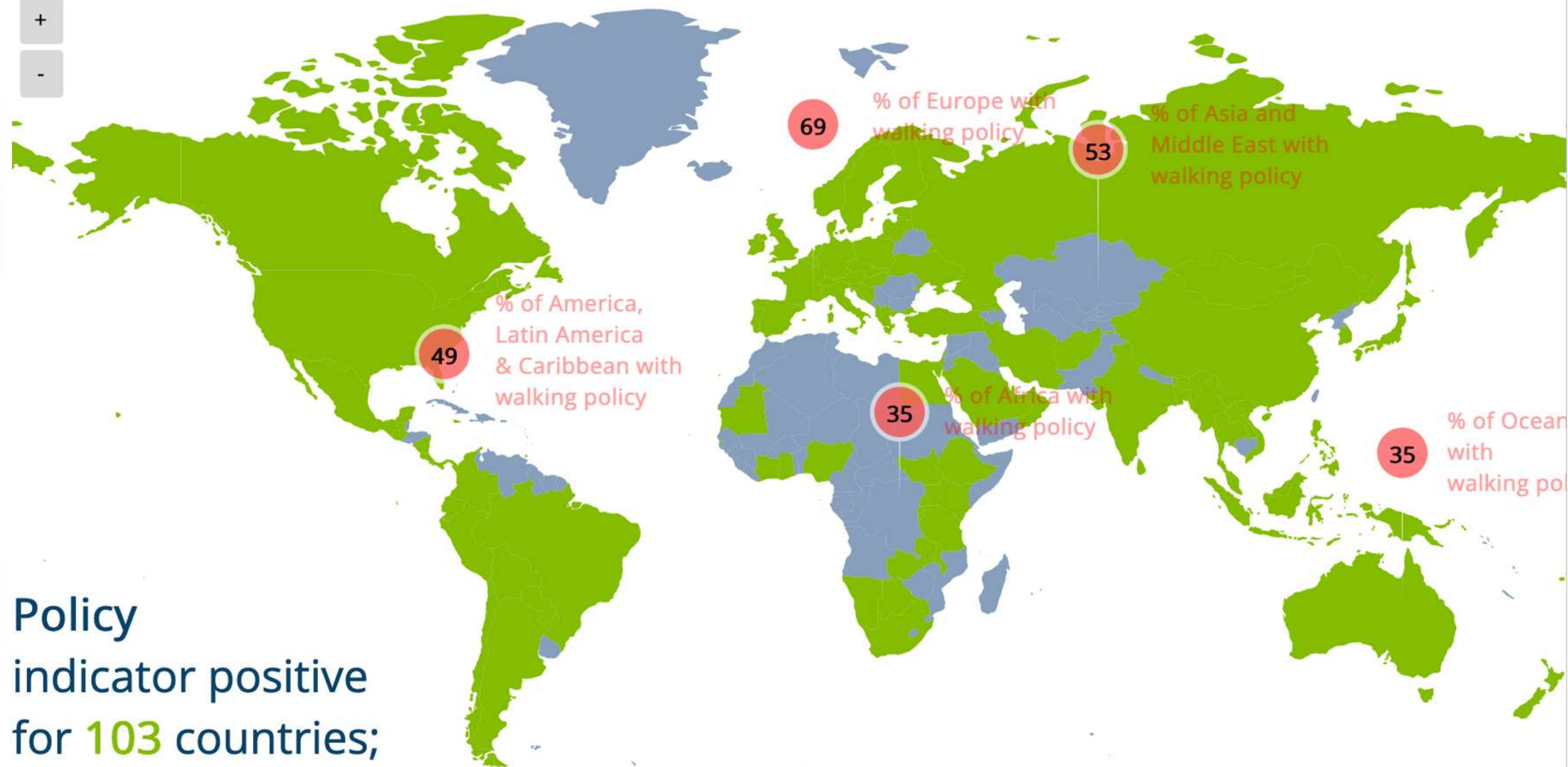
Show countries by

Pathway Actions ⓘ

Global Walking Indicators ⓘ

- ☒ Policy ⓘ
- ☐ Activity ⓘ
- ☐ Safety ⓘ
- ☐ Accessibility ⓘ
- ☐ Comfort ⓘ

International Charter for Walking



**Policy**  
indicator positive  
for **103** countries;  
**50.0%** of the  
countries worldwide



# National Policies

≈ **THE PEP**  
Transport Health Environment  
Pan-European Partnership

- National Policy Training





# National Policies

PAAPAM

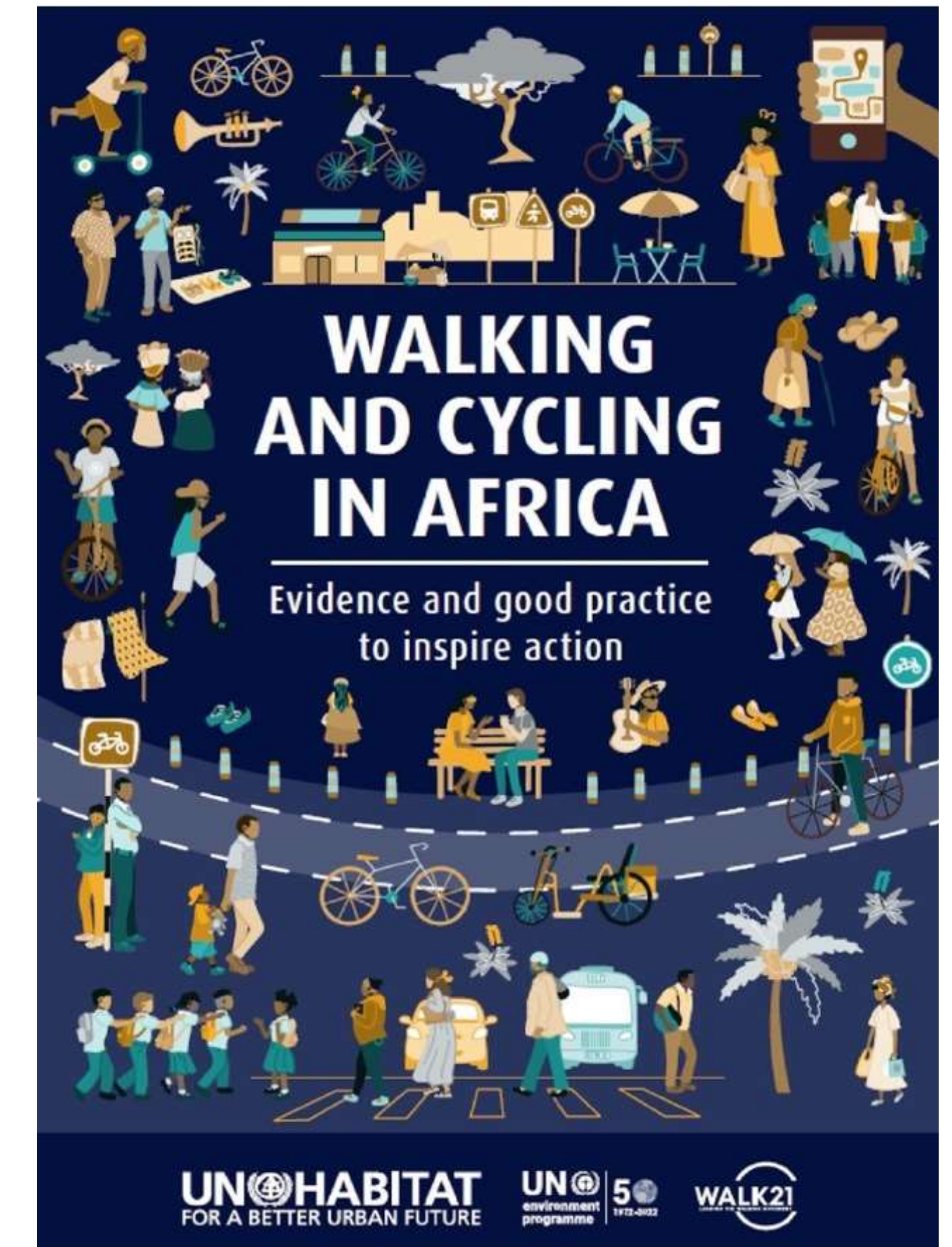
## Pan-African Action Plan for Active Mobility



UNIVERSITY OF CAPE TOWN  
IYUNIVESITHI YASEKAPA • UNIVERSITEIT VAN KAAPSTAD



UN HABITAT  
FOR A BETTER URBAN FUTURE



<https://walk21.com/work/africa-network-walking-cycling/>



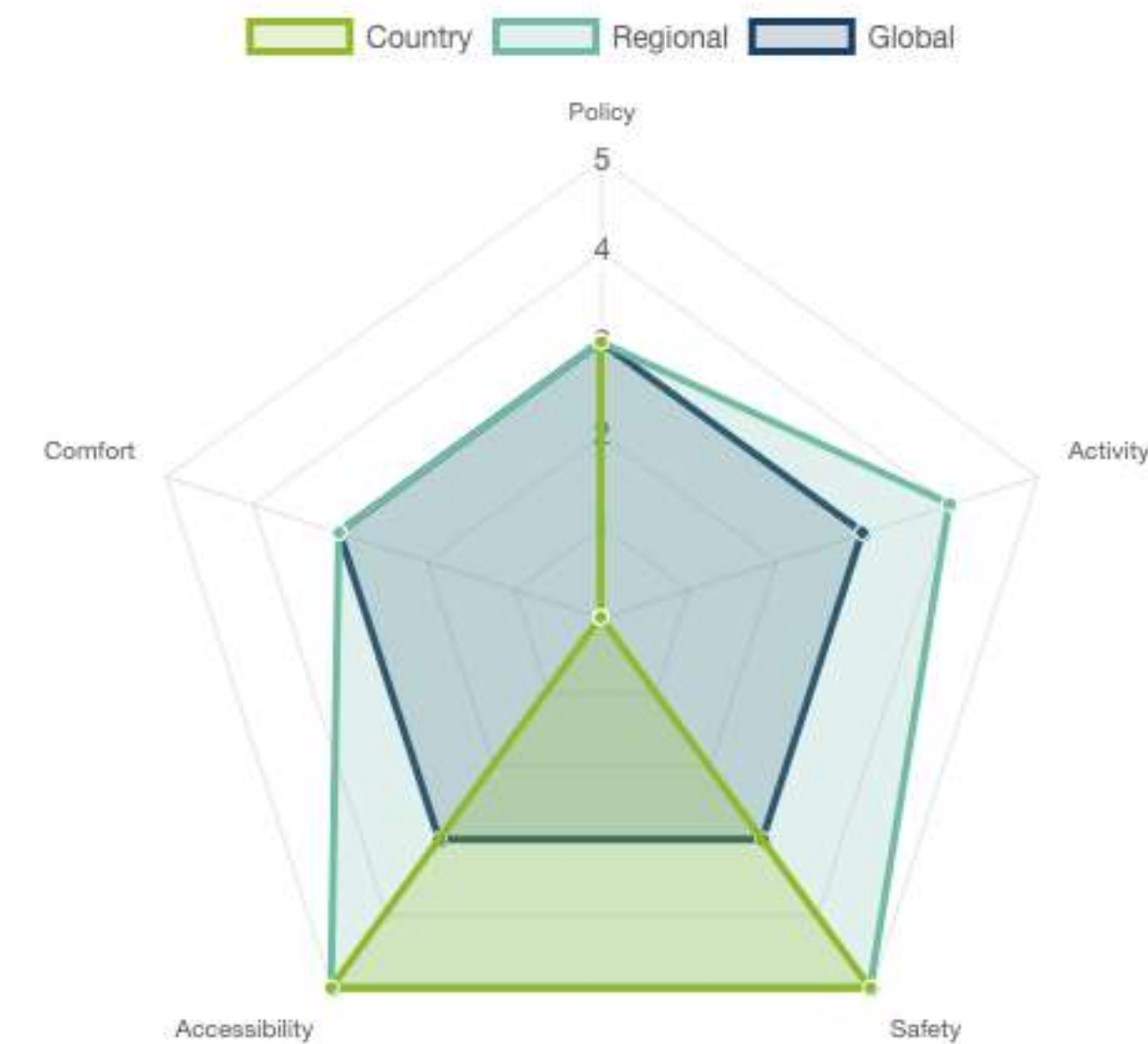
# Data

## - what do we know?

- World Health Organisation
  - Safety
  - Activity
- iRAP
  - Comfort
- UN Habitat
  - Accessibility
- Walk21
  - Policy .....Satisfaction ...?

## Profile of Germany (DE)

①  
Walking (or Cycling) Policy - **Yes**  
Safety (Pedestrian deaths per 100,000 population) - **1.3**  
Accessibility - **92.88%**



# Global Activity

- Fortaleza, Brazil
- Mexico City, Mexico
- Montréal, Canada
- Rotterdam, The Netherlands
- Kisumu, Kenya
- Tirana, Albania
- Queensland, Australia
- Singapore
- Mumbai, India





# Kisumu Kenya





# Mexico City, Mexico



GOBIERNO DE LA  
CIUDAD DE MÉXICO

SECRETARÍA  
DE MOVILIDAD

INSTITUTO  
DEL DEPORTE



# Montreal, Canada





# Montreal, Canada





# Queensland Walking Strategy



***Queensland Walking Strategy 2019–2029:***  
Sets the direction



***Action Plan for Walking 2019–2021:***  
44 practical actions



***Walking in Queensland Report 2019:***  
Provides a baseline



# SUSTAINABLE DEVELOPMENT GOALS





# Putting walking first

- % of people within 500m of **public transport** (SDG11.2)
- % of people within 500m of **key places** where people are walking most





# Public Transport

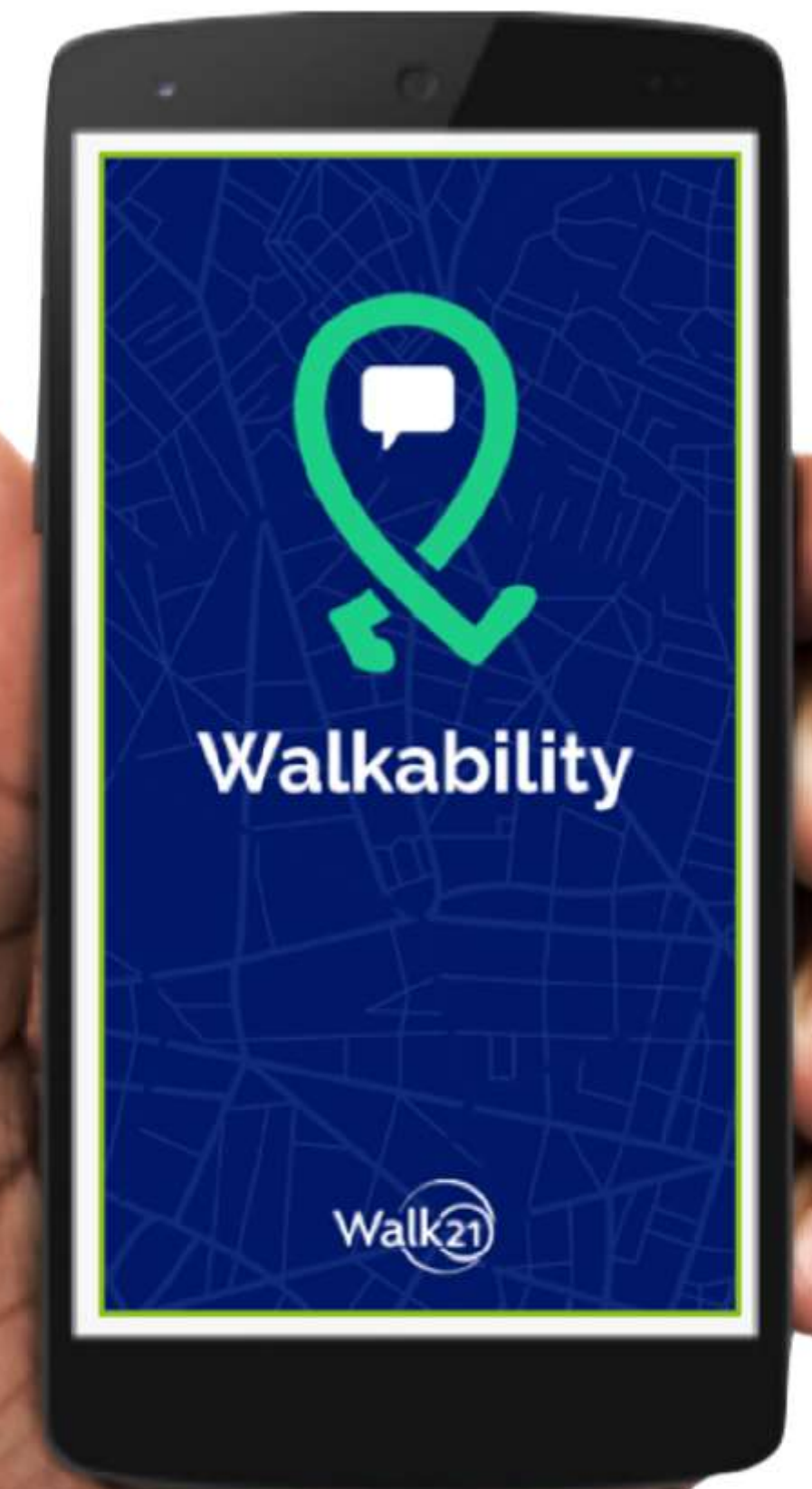
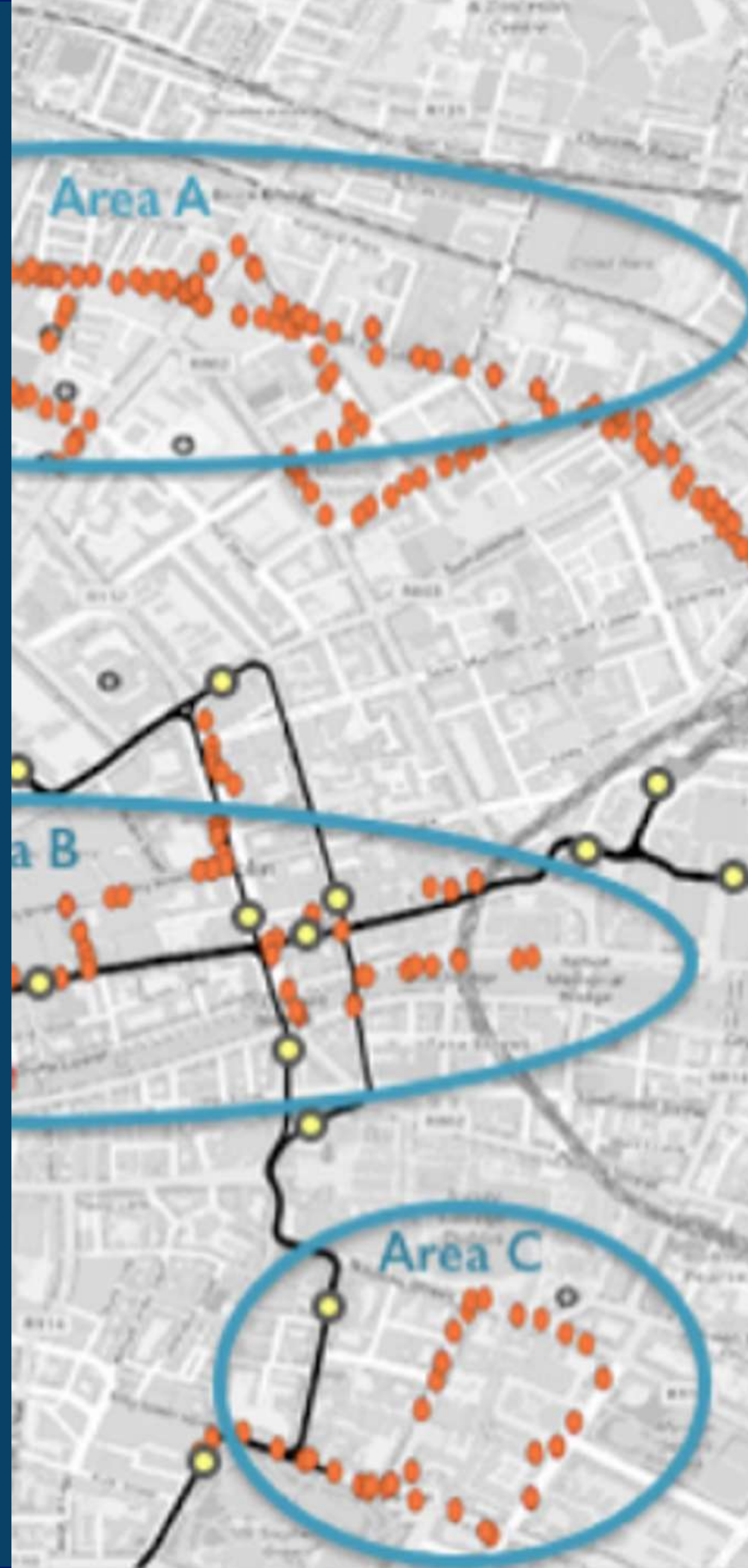
- A public transport system is door to door
- Walkable access to public transport is the most efficient and dominant mode
- Most public transport investment does not include the catchments





# Walkability APP

- Customer satisfaction with the journey *to* and *from* the station/stop
- Leverage political engagement and investment
- Citizen science to improve their streets





Ireland National  
Investment

Local Action





# Nationally Determined Contributions NDCs

National policy





# Partnership for Active Travel and Health PATH

- Infrastructure
- Campaigns
- Land use planning
- Integration with public transport
- Capacity building

[www.pathforwalkingcycling.com](http://www.pathforwalkingcycling.com)



> 400  
signed

**Make way for  
walking and  
cycling**

**Urban transport will  
emit 50 billion tonnes  
of CO2 by 2050 at  
current rates.  
We simply can't  
afford that.**



**PATH**  
Partnership for  
Active Travel and Health



# Walk21 Kigali

## Action for Walking

– The Affordable and Essential Steps to Improve Walkability

- 16-19 October 2023
- Sunday 15 October: Car Free Day





# Thank you !



LEADING  
THE WALKING  
MOVEMENT

**Bronwen Thornton**  
**CEO**  
**Walk21 Foundation**

**@walk21network**

**#walkability**

All images © Walk21 Foundation  
or sourced from Dreamtime